

Signify Classified - Internal
Cooper Lighting Solutions Photometric Lab
1121 Highway 74 South
Peachtree City, GA 30269



Scaled data based on original data using
LM-79-08 Approved Method: Electrical and Photometric Measurements of Solid-
State Lighting Products

Test Report Prepared for
Cooper Lighting Solutions
(formerly Eaton)

Brand: STREETWORKS

Report Number: P867643

Luminaire Tested: **MEM2-HTN-SA-130-722-U-T3-HSS**

Issue Date: 08/21/2024



Test Information

Test Method: LM-79-08
Report Number: P867643
Test Lab: INNOVATION CENTER(G3)
Issue Date: 08/21/2024
Manufacturer: COOPER LIGHTING SOLUTIONS (FORMERLY EATON)
Product Line: STREETWORKS
Catalog Number: MEM2-HTN-SA-130-722-U-T3-HSS
Description: EPIC MODERN TALL HOUSING DISCRETE LED ARRAYS 130W 70CRI 2200K
FITXURE w/ TYPE III DISTRIBUTION OPTIC AND HOUSE SIDE SHIELD
Light Source: (30) 2200K CCT, 70 CRI LEDS
Ballast/Driver: ELECTRONIC DRIVER

Summary

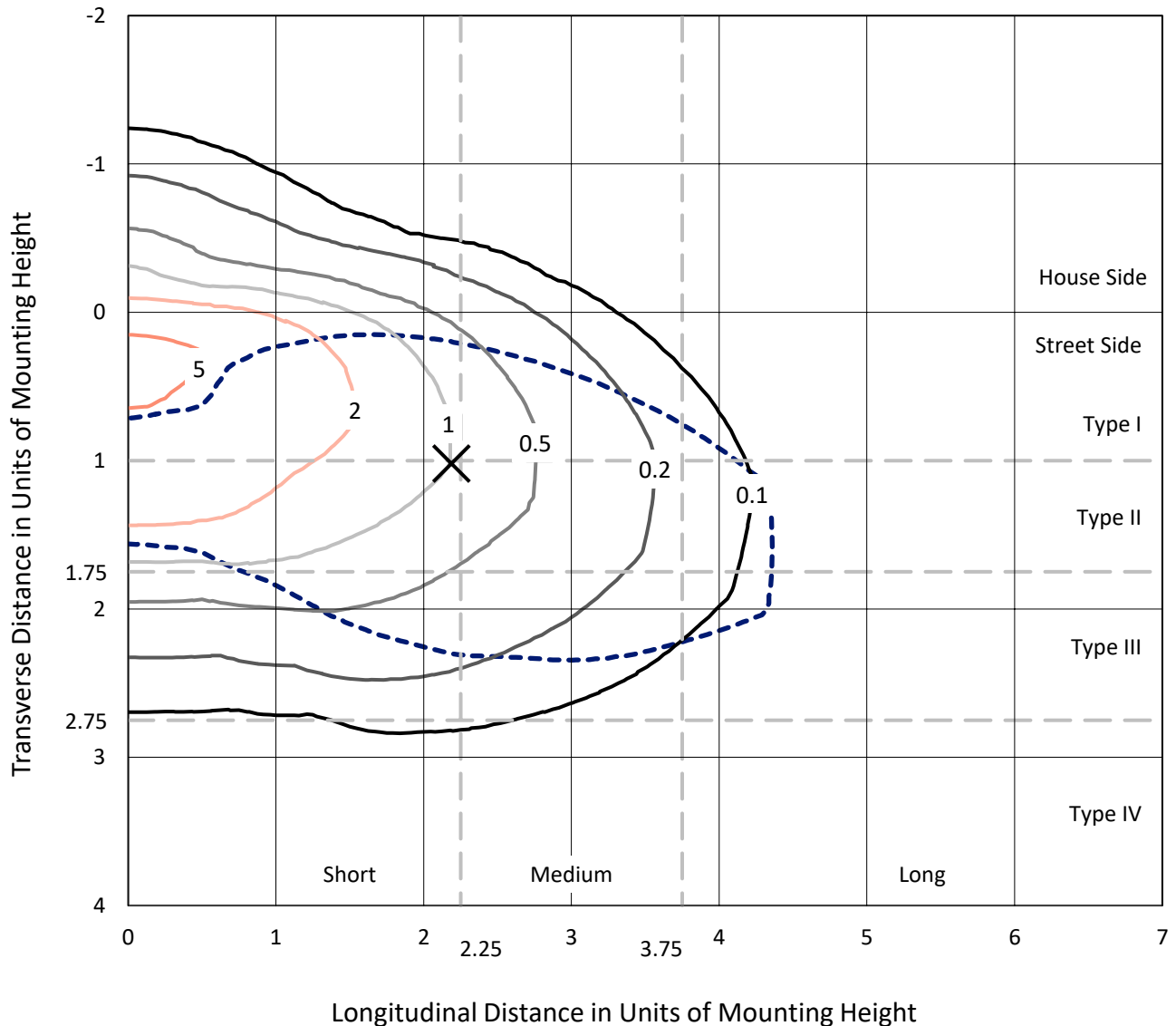
Lumens per Lamp: N/A
Luminaire Lumens: 10144.5 lumens
Efficiency: N/A
Efficacy: 89.8 lumens/watt
Luminous Opening: Rectangular (W 1' x L: 0.33' x H: 0')
IES Classification: Type III - Short
BUG Rating: B1 - U0 - G2

Input Watts (W): 113
Input Voltage (V): 120
Input Current (A_{in}): NR
Voltage Rise (V): NR
Power Factor: 0.99
Total Harmonic Distortion (THDi): 7.77%
Frequency (hertz): 60
Stabilization Time: NR
Operation Time: NR
Ambient Temperature (°C): NR
Test Distance: 24 FT

REPORT NUMBER: P867643
 CATALOG NUMBER: MEM2-HTN-SA-130-722-U-T3-HSS

Iso-Footcandle Lines of Horizontal Illumination

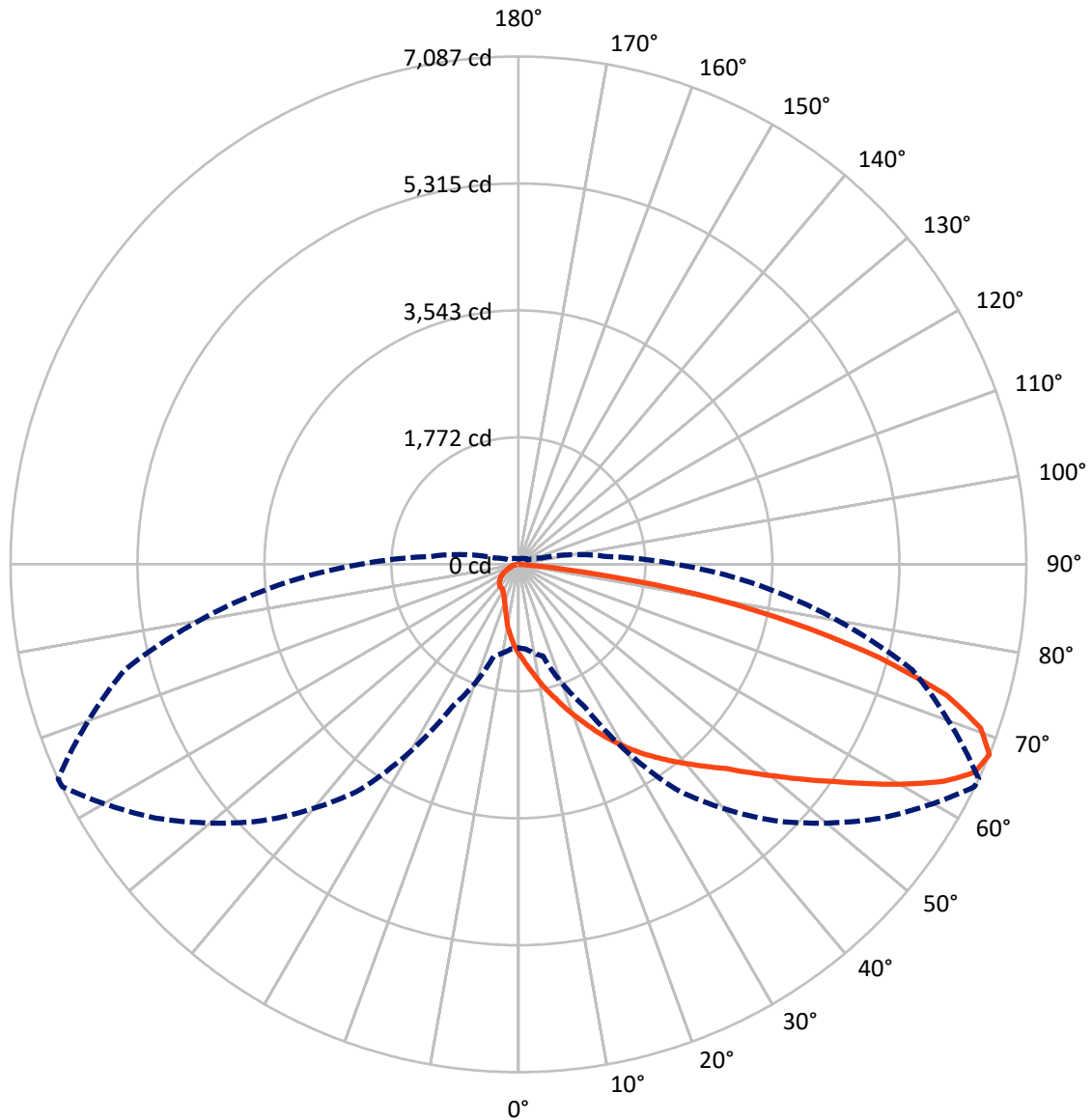
✕ Max cd
 - - - 1/2 Max cd



Based on 20 foot mounting height. Maximum calculated value = 5.8 fc
 Type III - Short - N/A

REPORT NUMBER: P867643
CATALOG NUMBER: MEM2-HTN-SA-130-722-U-T3-HSS

Luminous Intensity Polar Plot



— Vertical Plane Through 65-Deg Lateral - - - Horizontal Cone Through 67.5-Deg Vertical

REPORT NUMBER: P867643

CATALOG NUMBER: MEM2-HTN-SA-130-722-U-T3-HSS

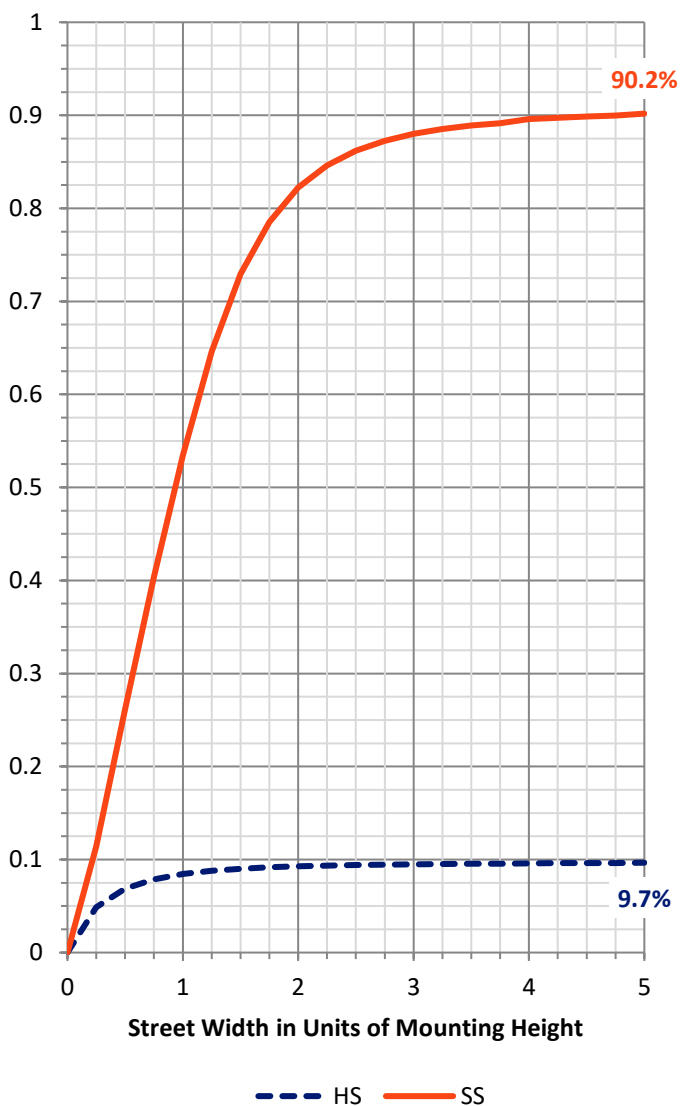
FLUX DISTRIBUTION:

		Downward	Upward	Total
House Side	Lumens	987.4	0.0	987.4
	% Fixture	9.7	0.0	9.7
Street Side	Lumens	9157.1	0.0	9157.1
	% Fixture	90.3	0.0	90.3
Total	Lumens	10144.5	0.0	10144.5
	% Fixture	100.0	0.0	100.0

ZONAL LUMENS:

Zone	Lumens	% Fixture
0°-10°	122.7	1.2
10°-20°	407.1	4.0
20°-30°	740.9	7.3
30°-40°	1146.6	11.3
40°-50°	1733.2	17.1
50°-60°	2254.8	22.2
60°-70°	2224.4	21.9
70°-80°	1354.0	13.3
80°-90°	160.9	1.6
90°-100°	0.0	0.0
100°-110°	0.0	0.0
110°-120°	0.0	0.0
120°-130°	0.0	0.0
130°-140°	0.0	0.0
140°-150°	0.0	0.0
150°-160°	0.0	0.0
160°-170°	0.0	0.0
170°-180°	0.0	0.0
0°-90°	10144.5	100.0
0°-180°	10144.5	100.0

Coefficient of Utilization



REPORT NUMBER: P867643

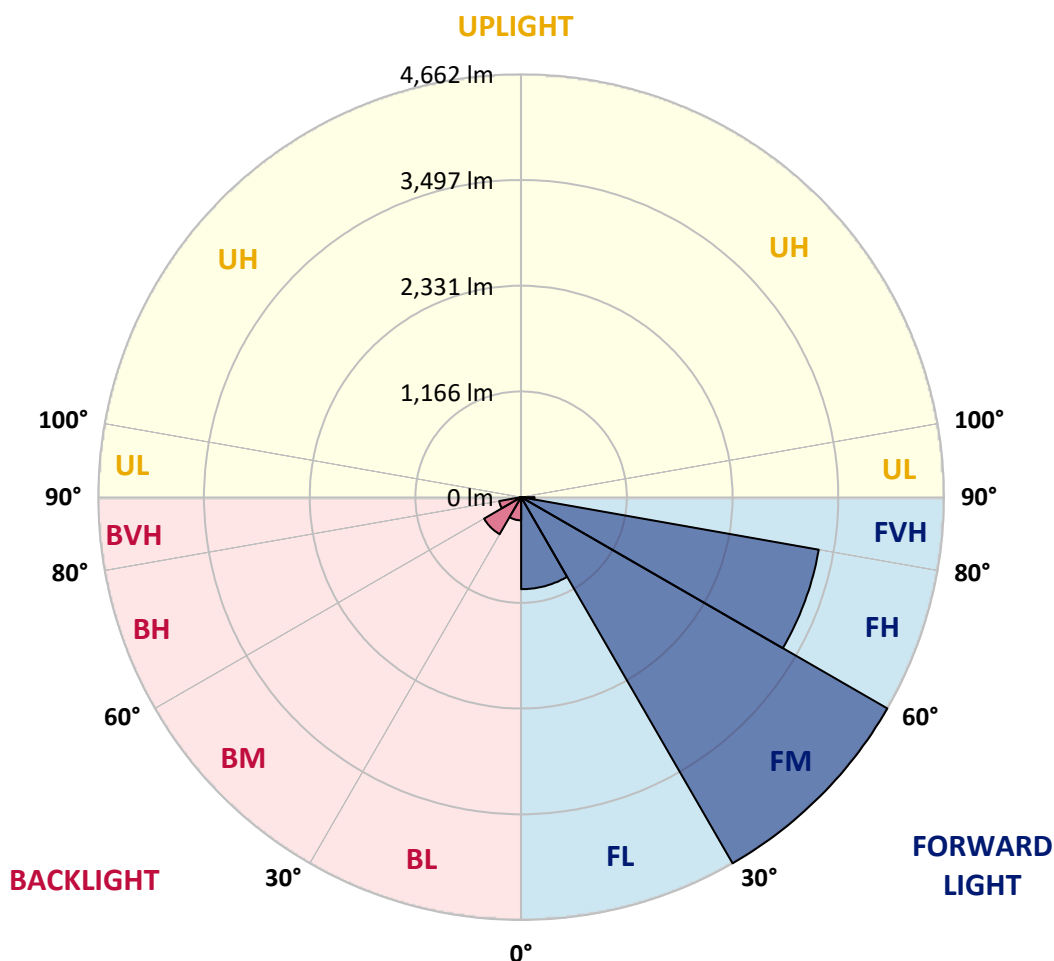
CATALOG NUMBER: MEM2-HTN-SA-130-722-U-T3-HSS

LUMINAIRE CLASSIFICATION SYSTEM LUMEN TABLE AND BUG RATING:

Zone		Lumens	% Fixture	Zone Rating/Lumen Limit		
				B	U	G
FL	(0°-30°)	1015.1	10.0			
FM	(30°-60°)	4662.4	46.0			
FH	(60°-80°)	3332.5	32.9			G2/5000
FVH	(80°-90°)	147.1	1.5			G2/225
BL	(0°-30°)	255.5	2.5	B1/500		
BM	(30°-60°)	472.2	4.7	B1/1000		
BH	(60°-80°)	245.8	2.4	B1/500		G1/500
BVH	(80°-90°)	13.8	0.1			G1/100
UL	(90°-100°)	0.0	0.0		U0/0	
UH	(100°-180°)	0.0	0.0		U0/0	

BUG Rating: B1-U0-G2

Type III Short





REPORT NUMBER: P867643

CATALOG NUMBER: MEM2-HTN-SA-130-722-U-T3-HSS

CANDELA DISTRIBUTION (FULL):

	0°	5°	15°	25°	35°	45°	55°	64°	65°	75°	85°
0°	1253.5	1253.5	1253.5	1253.5	1253.5	1253.5	1253.5	1253.5	1253.5	1253.5	1253.5
2.5°	1464.9	1453.3	1462.0	1441.7	1418.5	1401.2	1366.4	1337.5	1334.6	1305.6	1273.8
5°	1745.7	1708.0	1710.9	1670.4	1621.2	1569.1	1514.1	1441.7	1441.7	1372.2	1299.9
7.5°	1997.5	1991.8	1965.7	1902.0	1844.1	1763.0	1661.7	1569.1	1548.8	1441.7	1328.8
10°	2240.7	2232.0	2208.9	2159.7	2061.2	1971.5	1844.1	1705.1	1679.1	1525.7	1363.5
12.5°	2434.7	2437.6	2411.5	2371.0	2284.1	2177.0	2009.1	1835.4	1812.3	1606.7	1398.3
15°	2605.5	2602.6	2596.8	2562.1	2478.1	2379.7	2182.8	1980.2	1942.5	1693.6	1433.0
17.5°	2735.8	2730.0	2718.4	2689.4	2648.9	2553.4	2365.2	2133.6	2101.8	1794.9	1473.6
20°	2773.4	2770.5	2770.5	2790.8	2773.4	2715.5	2547.6	2292.8	2258.1	1902.0	1528.6
22.5°	2842.9	2840.0	2837.1	2857.4	2868.9	2863.1	2718.4	2455.0	2423.1	2026.5	1598.0
25°	2932.6	2926.8	2918.2	2938.4	2952.9	2987.6	2889.2	2646.0	2608.4	2171.2	1667.5
27.5°	3051.3	3057.1	3045.5	3042.6	3042.6	3062.9	3039.7	2816.8	2782.1	2310.2	1748.6
30°	3207.6	3216.3	3196.1	3181.6	3155.5	3152.6	3158.4	3007.9	2958.7	2460.7	1832.5
32.5°	3361.1	3369.8	3358.2	3337.9	3271.3	3245.3	3268.4	3170.0	3138.2	2625.8	1939.6
35°	3485.6	3505.8	3505.8	3465.3	3372.7	3358.2	3395.8	3329.2	3306.1	2819.7	2067.0
37.5°	3653.5	3665.1	3653.5	3578.2	3462.4	3479.8	3537.7	3497.1	3482.7	3028.2	2217.6
40°	4012.5	4026.9	3951.7	3772.2	3586.9	3607.2	3708.5	3685.3	3662.2	3233.7	2356.5
42.5°	4513.3	4478.6	4464.1	4064.6	3778.0	3766.4	3893.8	3861.9	3859.0	3442.1	2483.9
45°	4843.3	4854.9	4782.5	4403.3	4180.4	3963.2	4099.3	4087.7	4064.6	3653.5	2637.3
47.5°	5072.0	5046.0	4866.5	4684.1	4727.5	4220.9	4328.0	4357.0	4342.5	3893.8	2825.5
50°	5167.6	5141.5	5022.8	4901.2	4953.3	4516.2	4562.5	4658.0	4643.6	4136.9	2984.7
52.5°	5048.9	5017.0	5025.7	5057.5	5031.5	4747.8	4852.0	5002.5	4985.2	4420.7	3170.0
55°	4293.3	4377.2	4701.5	5025.7	5017.0	4924.4	5161.8	5381.8	5347.0	4715.9	3329.2
57.5°	3462.4	3508.7	3919.8	4797.0	4970.7	5072.0	5515.0	5787.1	5775.5	5011.2	3474.0
60°	2753.1	2802.4	3115.0	4322.2	4863.6	5225.5	5876.8	6235.8	6224.2	5309.4	3578.2
62.5°	2188.6	2188.6	2466.5	3639.0	4658.0	5315.2	6163.4	6687.4	6667.2	5549.7	3604.3
65°	1574.9	1595.1	1803.6	2926.8	4325.1	5292.0	6302.4	7008.8	6997.2	5685.8	3549.3
67.5°	1163.8	1186.9	1325.9	2194.4	3833.0	5060.4	6175.0	7081.1	7086.9	5688.7	3369.8
70°	909.0	914.8	1019.0	1525.7	3141.1	4545.1	5697.3	6840.9	6840.9	5546.8	3103.4
72.5°	691.9	697.7	787.4	1039.3	2313.1	3757.7	4982.3	6204.0	6247.4	5170.5	2709.7
75°	535.6	547.2	607.9	746.9	1450.4	2672.1	4093.5	5080.7	5199.4	4440.9	2232.0
77.5°	414.0	425.6	474.8	547.2	845.3	1647.2	2877.6	3798.2	3905.3	3497.1	1722.5
80°	332.9	338.7	370.6	411.1	512.4	848.2	1757.3	2495.5	2527.3	2376.8	1140.6
82.5°	153.4	165.0	199.8	225.8	254.8	393.7	749.8	923.5	964.0	943.8	469.0
85°	17.4	17.4	20.3	23.2	26.1	40.5	52.1	46.3	46.3	55.0	49.2
87.5°	0.0	0.0	0.0	2.9	5.8	5.8	8.7	8.7	8.7	8.7	8.7
90°	0.0	0.0	0.0	0.0	0.0	0.0	0.0	0.0	0.0	0.0	0.0



REPORT NUMBER: P867643

CATALOG NUMBER: MEM2-HTN-SA-130-722-U-T3-HSS

CANDELA DISTRIBUTION (continued):

	90°	95°	105°	115°	125°	135°	145°	155°	165°	175°	180°
0°	1253.5	1253.5	1253.5	1253.5	1253.5	1253.5	1253.5	1253.5	1253.5	1253.5	1253.5
2.5°	1256.4	1236.2	1198.5	1166.7	1137.7	1108.8	1094.3	1059.6	1050.9	1056.7	1036.4
5°	1262.2	1221.7	1143.5	1071.1	1010.4	952.5	903.2	851.1	839.5	822.2	813.5
7.5°	1270.9	1210.1	1088.5	975.6	883.0	799.0	738.2	697.7	665.8	657.2	654.3
10°	1282.5	1195.6	1027.7	885.9	758.5	671.6	616.6	587.7	576.1	567.4	570.3
12.5°	1291.2	1181.2	969.8	784.5	660.1	581.9	555.8	532.7	526.9	524.0	524.0
15°	1302.7	1166.7	900.3	694.8	576.1	529.8	503.7	495.0	495.0	492.1	492.1
17.5°	1317.2	1155.1	842.4	625.3	526.9	483.5	471.9	460.3	460.3	460.3	457.4
20°	1346.2	1149.3	790.3	567.4	483.5	454.5	437.1	428.5	425.6	422.7	422.7
22.5°	1375.1	1149.3	732.4	524.0	454.5	422.7	405.3	396.6	393.7	393.7	393.7
25°	1415.7	1146.4	686.1	486.4	428.5	390.8	373.5	364.8	359.0	359.0	356.1
27.5°	1462.0	1146.4	645.6	457.4	399.5	361.9	341.6	332.9	324.2	324.2	321.3
30°	1508.3	1152.2	610.8	434.2	370.6	335.8	309.8	298.2	292.4	289.5	289.5
32.5°	1569.1	1169.6	587.7	416.9	344.5	309.8	283.7	272.1	266.3	263.4	263.4
35°	1661.7	1213.0	590.6	408.2	327.1	286.6	260.5	246.1	243.2	243.2	240.3
37.5°	1760.2	1253.5	599.3	402.4	309.8	269.2	243.2	228.7	225.8	225.8	225.8
40°	1844.1	1288.3	610.8	399.5	295.3	251.9	228.7	217.1	211.3	211.3	211.3
42.5°	1928.1	1308.5	613.7	390.8	286.6	237.4	217.1	205.5	199.8	202.6	202.6
45°	2012.0	1323.0	605.1	379.2	277.9	225.8	205.5	194.0	188.2	188.2	188.2
47.5°	2113.3	1354.9	590.6	361.9	272.1	217.1	194.0	182.4	179.5	179.5	179.5
50°	2214.7	1380.9	579.0	341.6	257.7	205.5	185.3	170.8	167.9	167.9	167.9
52.5°	2298.6	1392.5	564.5	315.6	243.2	194.0	173.7	159.2	153.4	153.4	153.4
55°	2362.3	1395.4	544.3	295.3	222.9	182.4	162.1	147.6	141.9	139.0	139.0
57.5°	2414.4	1392.5	524.0	275.0	205.5	167.9	147.6	136.1	127.4	124.5	124.5
60°	2443.4	1383.8	495.0	249.0	182.4	153.4	136.1	121.6	115.8	112.9	112.9
62.5°	2426.0	1360.6	454.5	208.4	165.0	139.0	124.5	112.9	104.2	101.3	101.3
65°	2344.9	1314.3	402.4	170.8	147.6	124.5	112.9	101.3	89.7	86.8	86.8
67.5°	2203.1	1236.2	332.9	144.7	136.1	112.9	101.3	89.7	81.1	75.3	75.3
70°	2006.2	1131.9	260.5	124.5	121.6	104.2	92.6	81.1	72.4	66.6	66.6
72.5°	1725.4	961.1	194.0	107.1	107.1	95.5	84.0	75.3	66.6	60.8	60.8
75°	1395.4	726.6	147.6	98.4	95.5	86.8	75.3	66.6	60.8	55.0	55.0
77.5°	1019.0	483.5	121.6	89.7	89.7	78.2	69.5	60.8	55.0	52.1	52.1
80°	619.5	277.9	86.8	69.5	69.5	66.6	57.9	52.1	49.2	43.4	40.5
82.5°	251.9	107.1	46.3	34.7	34.7	31.8	20.3	17.4	17.4	17.4	14.5
85°	26.1	17.4	11.6	8.7	8.7	8.7	5.8	5.8	5.8	5.8	5.8
87.5°	8.7	8.7	5.8	5.8	5.8	5.8	2.9	2.9	2.9	2.9	2.9
90°	0.0	0.0	0.0	0.0	0.0	0.0	0.0	0.0	0.0	0.0	0.0

LM-79-2019: Approved Method: Electrical and Photometric Measurements of Solid-State Lighting Products

Report Prepared for

Cooper Lighting Solutions

Streetworks

Report Number: SP1-2407-157-2

Test Date: 08/07/2024

Luminaire Tested: MEM2-HTN-SA-40-722-U-5WQ-2

Data in this report applies to families of products including MEM2-HTN-SA-40-722-U-5WQ-2

Test Information

Test Method: LM-79-2019
 Report Number: SP1-2407-157-2
 Test Lab: COOPER LIGHTING SOLUTIONS
 Photometer: SP1 - 76IN SPHERE
 Measurement Geometry: 4π
 Issue Date: 08/20/2024
 Manufacturer: COOPER LIGHTING SOLUTIONS
 Product Line: Streetworks
 Catalog Number: **MEM2-HTN-SA-40-722-U-5WQ-2**
 Description: Epic Modern Light Square 40W 5WQ Optic and Flare Trim

Spectral Parameters

CCT (K): 2253
 CIE u': 0.2868
 CIE v': 0.5332
 Duv: -0.0014
 CIE x: 0.4974
 CIE y: 0.4110
 CIE z: 0.0915
 Peak Wavelength (nm): 603
 Dominant Wavelength (nm): 587
 Purity: 72.69432
 Rf: 76.9
 Rg: 92.7

CRI (Ra):	70.6		
R1:	68.4	R9:	-36.0
R2:	88.7	R10:	78.2
R3:	85.4	R11:	61.0
R4:	63.5	R12:	74.2
R5:	69.0	R13:	72.8
R6:	88.9	R14:	92.2
R7:	68.5	R15:	58.0
R8:	32.0		



Test Conditions

Stabilization Time: 29M
 Operation Time: 1H 29M
 Sphere Temperature (°C): 24.1

REPORT NUMBER: SP1-2407-157-2

Measurement and Test Equipment			
Instrument	Identification Number	Calibration Date	Calibration Due Date
Photometer	IN0058	6/18/2024	12/18/2024
Power Meter	INXT2011004	2/8/2024	2/8/2025
AC Power Source	IN0063	10/24/2023	10/24/2024
DC Power Source	IN0208	10/24/2023	10/24/2024
Sphere Thermometer	IN0085	10/24/2023	10/24/2024
Room Thermometer	IN0046	10/24/2023	10/24/2024

REPORT NUMBER: SP1-2407-157-2

CIE 1931 Chromaticity Diagram



CIE 1931 Chromaticity Diagram with 2017 ANSI 7-Step and 4-Step Quadrangles



Point lies inside the ANSI 2200K 4-step quadrangle

REPORT NUMBER: SP1-2407-157-2

Photopic Flux vs. Wavelength



Photopic Lumens: NR

λ (nm)	Power W [^] /nm	Lumens (ϕ /nm)	λ (nm)	Power W [^] /nm	Lumens (ϕ /nm)	λ (nm)	Power W [^] /nm	Lumens (ϕ /nm)	λ (nm)	Power W [^] /nm	Lumens (ϕ /nm)	λ (nm)	Power W [^] /nm	Lumens (ϕ /nm)
360	0	NR	490	117	NR	620	896	NR	750	20	NR	880	0	NR
365	0	NR	495	137	NR	625	838	NR	755	17	NR	885	0	NR
370	0	NR	500	160	NR	630	774	NR	760	14	NR	890	0	NR
375	0	NR	505	183	NR	635	704	NR	765	12	NR	895	0	NR
380	0	NR	510	202	NR	640	635	NR	770	10	NR	900	0	NR
385	0	NR	515	219	NR	645	565	NR	775	9	NR	905	0	NR
390	0	NR	520	235	NR	650	501	NR	780	7	NR	910	0	NR
395	0	NR	525	249	NR	655	440	NR	785	6	NR	915	0	NR
400	0	NR	530	263	NR	660	383	NR	790	5	NR	920	0	NR
405	0	NR	535	281	NR	665	332	NR	795	5	NR	925	0	NR
410	1	NR	540	302	NR	670	286	NR	800	4	NR	930	0	NR
415	3	NR	545	331	NR	675	245	NR	805	3	NR	935	0	NR
420	6	NR	550	366	NR	680	210	NR	810	3	NR	940	0	NR
425	12	NR	555	411	NR	685	178	NR	815	3	NR	945	0	NR
430	21	NR	560	469	NR	690	152	NR	820	2	NR	950	0	NR
435	38	NR	565	536	NR	695	129	NR	825	2	NR	955	0	NR
440	66	NR	570	614	NR	700	109	NR	830	2	NR	960	0	NR
445	122	NR	575	701	NR	705	92	NR	835	1	NR	965	0	NR
450	215	NR	580	785	NR	710	77	NR	840	1	NR	970	0	NR
455	236	NR	585	863	NR	715	66	NR	845	1	NR	975	0	NR
460	170	NR	590	928	NR	720	55	NR	850	1	NR	980	0	NR
465	148	NR	595	971	NR	725	47	NR	855	1	NR	985	0	NR
470	132	NR	600	994	NR	730	40	NR	860	1	NR	990	0	NR
475	104	NR	605	996	NR	735	33	NR	865	1	NR	995	0	NR
480	97	NR	610	979	NR	740	28	NR	870	1	NR	1000	0	NR
485	105	NR	615	943	NR	745	24	NR	875	0	NR			

REPORT NUMBER: SP1-2407-157-2

Scotopic Flux vs. Wavelength



Scotopic Lumens: NR

S/P: 0.96

λ (nm)	Power W [^] /nm	Lumens (φ/nm)	λ (nm)	Power W [^] /nm	Lumens (φ/nm)	λ (nm)	Power W [^] /nm	Lumens (φ/nm)	λ (nm)	Power W [^] /nm	Lumens (φ/nm)	λ (nm)	Power W [^] /nm	Lumens (φ/nm)
360	0	NR	490	117	NR	620	896	NR	750	20	NR	880	0	NR
365	0	NR	495	137	NR	625	838	NR	755	17	NR	885	0	NR
370	0	NR	500	160	NR	630	774	NR	760	14	NR	890	0	NR
375	0	NR	505	183	NR	635	704	NR	765	12	NR	895	0	NR
380	0	NR	510	202	NR	640	635	NR	770	10	NR	900	0	NR
385	0	NR	515	219	NR	645	565	NR	775	9	NR	905	0	NR
390	0	NR	520	235	NR	650	501	NR	780	7	NR	910	0	NR
395	0	NR	525	249	NR	655	440	NR	785	6	NR	915	0	NR
400	0	NR	530	263	NR	660	383	NR	790	5	NR	920	0	NR
405	0	NR	535	281	NR	665	332	NR	795	5	NR	925	0	NR
410	1	NR	540	302	NR	670	286	NR	800	4	NR	930	0	NR
415	3	NR	545	331	NR	675	245	NR	805	3	NR	935	0	NR
420	6	NR	550	366	NR	680	210	NR	810	3	NR	940	0	NR
425	12	NR	555	411	NR	685	178	NR	815	3	NR	945	0	NR
430	21	NR	560	469	NR	690	152	NR	820	2	NR	950	0	NR
435	38	NR	565	536	NR	695	129	NR	825	2	NR	955	0	NR
440	66	NR	570	614	NR	700	109	NR	830	2	NR	960	0	NR
445	122	NR	575	701	NR	705	92	NR	835	1	NR	965	0	NR
450	215	NR	580	785	NR	710	77	NR	840	1	NR	970	0	NR
455	236	NR	585	863	NR	715	66	NR	845	1	NR	975	0	NR
460	170	NR	590	928	NR	720	55	NR	850	1	NR	980	0	NR
465	148	NR	595	971	NR	725	47	NR	855	1	NR	985	0	NR
470	132	NR	600	994	NR	730	40	NR	860	1	NR	990	0	NR
475	104	NR	605	996	NR	735	33	NR	865	1	NR	995	0	NR
480	97	NR	610	979	NR	740	28	NR	870	1	NR	1000	0	NR
485	105	NR	615	943	NR	745	24	NR	875	0	NR			

REPORT NUMBER: SP1-2407-157-2

Melanopic Flux vs. Wavelength



Melanopic Lumens: NR

M/P: 1.71

λ (nm)	Power W ² /nm	Lumens (φ/nm)	λ (nm)	Power W ² /nm	Lumens (φ/nm)	λ (nm)	Power W ² /nm	Lumens (φ/nm)	λ (nm)	Power W ² /nm	Lumens (φ/nm)	λ (nm)	Power W ² /nm	Lumens (φ/nm)
360	0	NR	490	117	NR	620	896	NR	750	20	NR	880	0	NR
365	0	NR	495	137	NR	625	838	NR	755	17	NR	885	0	NR
370	0	NR	500	160	NR	630	774	NR	760	14	NR	890	0	NR
375	0	NR	505	183	NR	635	704	NR	765	12	NR	895	0	NR
380	0	NR	510	202	NR	640	635	NR	770	10	NR	900	0	NR
385	0	NR	515	219	NR	645	565	NR	775	9	NR	905	0	NR
390	0	NR	520	235	NR	650	501	NR	780	7	NR	910	0	NR
395	0	NR	525	249	NR	655	440	NR	785	6	NR	915	0	NR
400	0	NR	530	263	NR	660	383	NR	790	5	NR	920	0	NR
405	0	NR	535	281	NR	665	332	NR	795	5	NR	925	0	NR
410	1	NR	540	302	NR	670	286	NR	800	4	NR	930	0	NR
415	3	NR	545	331	NR	675	245	NR	805	3	NR	935	0	NR
420	6	NR	550	366	NR	680	210	NR	810	3	NR	940	0	NR
425	12	NR	555	411	NR	685	178	NR	815	3	NR	945	0	NR
430	21	NR	560	469	NR	690	152	NR	820	2	NR	950	0	NR
435	38	NR	565	536	NR	695	129	NR	825	2	NR	955	0	NR
440	66	NR	570	614	NR	700	109	NR	830	2	NR	960	0	NR
445	122	NR	575	701	NR	705	92	NR	835	1	NR	965	0	NR
450	215	NR	580	785	NR	710	77	NR	840	1	NR	970	0	NR
455	236	NR	585	863	NR	715	66	NR	845	1	NR	975	0	NR
460	170	NR	590	928	NR	720	55	NR	850	1	NR	980	0	NR
465	148	NR	595	971	NR	725	47	NR	855	1	NR	985	0	NR
470	132	NR	600	994	NR	730	40	NR	860	1	NR	990	0	NR
475	104	NR	605	996	NR	735	33	NR	865	1	NR	995	0	NR
480	97	NR	610	979	NR	740	28	NR	870	1	NR	1000	0	NR
485	105	NR	615	943	NR	745	24	NR	875	0	NR			

Summary

$R_f = 76.9$
 $R_g = 92.7$
 CIE $R_a = 70.6$
 $R_9 = -36.0$



Color Vector Graphics



Individual Sample Fidelity Index ($R_{f,i}$)

CES01 = 87	CES26 = 76	CES51 = 88	CES76 = 78
CES02 = 65	CES27 = 94	CES52 = 85	CES77 = 75
CES03 = 32	CES28 = 93	CES53 = 80	CES78 = 79
CES04 = 72	CES29 = 81	CES54 = 86	CES79 = 82
CES05 = 51	CES30 = 91	CES55 = 83	CES80 = 81
CES06 = 52	CES31 = 83	CES56 = 77	CES81 = 51
CES07 = 44	CES32 = 75	CES57 = 75	CES82 = 92
CES08 = 42	CES33 = 88	CES58 = 76	CES83 = 88
CES09 = 29	CES34 = 88	CES59 = 84	CES84 = 90
CES10 = 79	CES35 = 94	CES60 = 91	CES85 = 65
CES11 = 62	CES36 = 90	CES61 = 82	CES86 = 48
CES12 = 68	CES37 = 97	CES62 = 91	CES87 = 76
CES13 = 45	CES38 = 98	CES63 = 86	CES88 = 78
CES14 = 75	CES39 = 97	CES64 = 70	CES89 = 61
CES15 = 72	CES40 = 94	CES65 = 71	CES90 = 80
CES16 = 48	CES41 = 95	CES66 = 71	CES91 = 80
CES17 = 51	CES42 = 89	CES67 = 70	CES92 = 51
CES18 = 57	CES43 = 80	CES68 = 74	CES93 = 68
CES19 = 74	CES44 = 99	CES69 = 84	CES94 = 44
CES20 = 68	CES45 = 83	CES70 = 72	CES95 = 66
CES21 = 88	CES46 = 81	CES71 = 75	CES96 = 75
CES22 = 81	CES47 = 88	CES72 = 89	CES97 = 76
CES23 = 92	CES48 = 73	CES73 = 68	CES98 = 72
CES24 = 92	CES49 = 82	CES74 = 85	CES99 = 63
CES25 = 73	CES50 = 87	CES75 = 80	



Color Rendition by Hue-Angle Bin



Measure Comparisons



(END OF REPORT)